

LED Stage Lighting

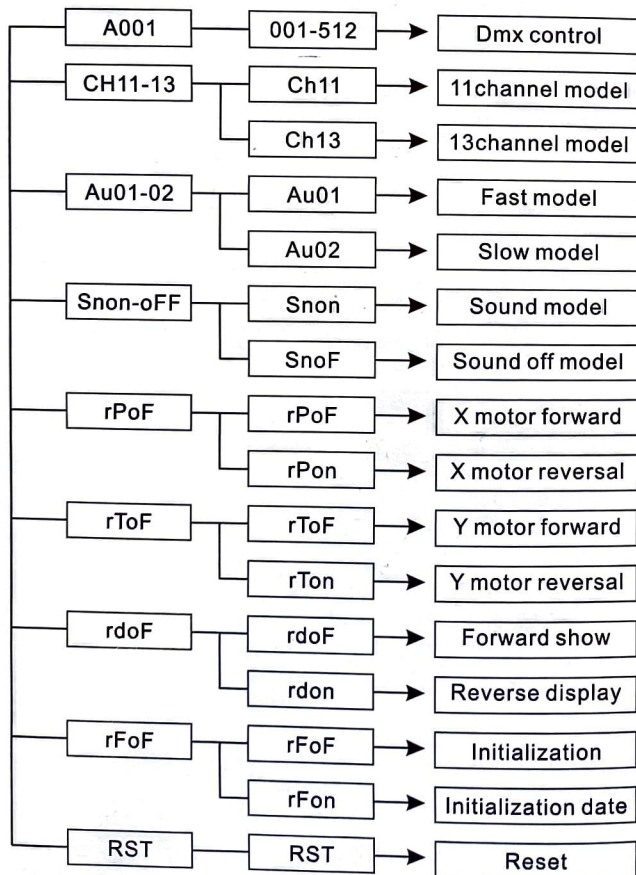
---

# Operating Manual



Please Read This Manual before Operating the Light

## Operate Function:



## DMX 512 Function:

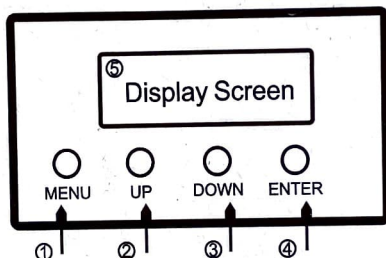
### 13 Channel mode

Channel		Function
1	0-255	Level
2	0-255	Level of fine-tuning
3	0-255	Vertical
4	0-255	Vertical of fine-tuning
5	0-255	Speed
6	0-255	Dimming
7	0-255	Strobe
8	0-255	Red dimming
9	0-255	Green dimming
10	0-255	Blue dimming
11	0-255	White dimming
12	0-255	Self-propelled
13	150-250	Reset

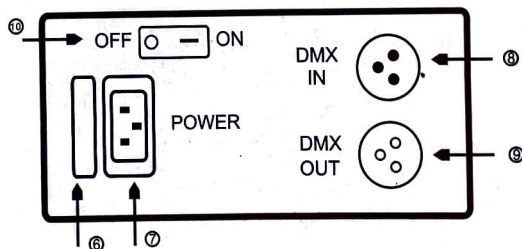
### 11 Channel mode

Channel		Function
1	0-255	Level
2	0-255	Level of fine-tuning
3	0-255	Vertical
4	0-255	Vertical of fine-tuning
5	0-255	Speed
6	0-255	Dimming
7	0-255	Strobe
8	0-255	Red dimming
9	0-255	Green dimming
10	0-255	Blue dimming
11	0-255	White dimming

# Use's Manual



1.MENU 2.UP 3.DOWN 4.ENTER (Confirm button) 5.Display Screen



6.FUSE 7.POWER IN 8.DMX IN 9.DMX OUT 10.Switch

"rSt" is displayed after the power is plugged in and the switch is opened. The moving head light is resetting. Please do not operate.

## The step to start the Auto node:

- 1.Press "MENU" to find "Au01" or "Au02" ,and press "ENTER".
- 2.Press "UP" or "DOWN" to select "Au01" or "Au02" ,and press "ENTER".

## The step to start the Sound Auto node:

- 1.Press "MENU" to find "Snon" , and press "ENTER".
- 2.Press "UP" or "DOWN" to select "Snon" , and press "ENTER".